

WHITE METAL CARD GUIDELINES

ACCEPTED FILE FORMATS

Adobe Illustrator (Ai) | Adobe PDF (PDF) | Corel Draw (CDR) | Encapsulated PostScript (EPS)

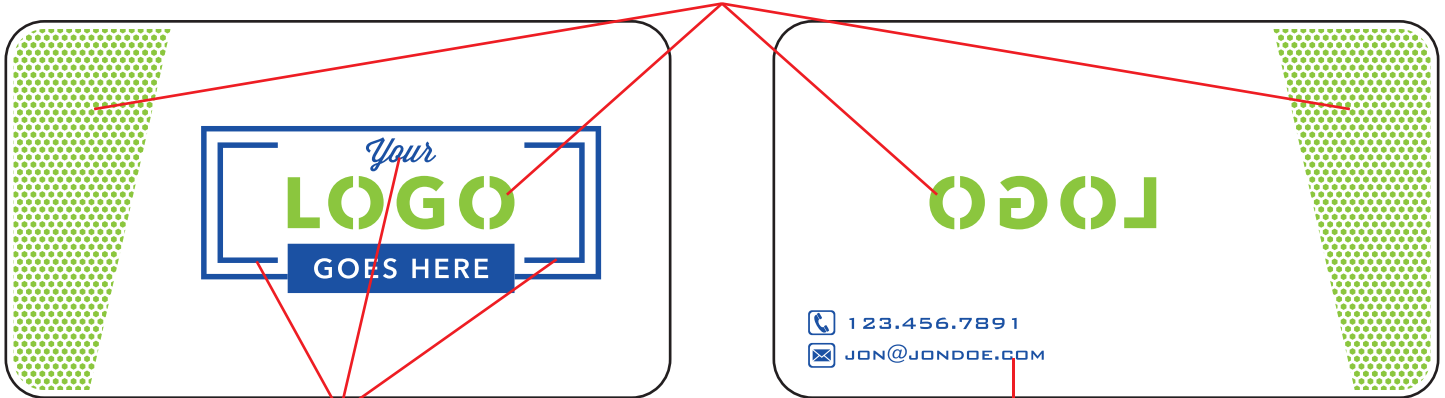
NOTE: All submitted art files must be created in full vector format and all live fonts must be outlined (made into objects).

DESIGN IN 3 COLORS

□ White Card Surface ■ Cut-Through Area ■ Your Color (If applicable) ■ White on White (If applicable)

NOTE: If you are using a white spot color and cutouts, please make all cutout areas magenta and note the process with our team.

CUT THROUGH (WHITE)



10% ETCHED + COLOR FILL (WITH YOUR COLOR)

10% ETCHED + COLOR FILL (WITH YOUR COLOR)

CARD SHAPE

- Cards can be either 3.5X2" (standard) or 3.37X2.12" (CR80 - Credit Card).
- Custom shapes acceptable within product dimensions.
- Please keep corner radius .1" or greater.
(Right angles not accepted due to safety concerns).



CUT-THROUGH

- Chemicals will be used to etch through your card where specified.
- Cut-through areas must be minim .02" in diameter.
- Add tie-bars (minimum .02") to any 'floating' material.
(Frequently seen in letters).
- Convert all fonts, strokes and outlines into vector objects.
- Please remove all clipping masks and hidden objects.











COLOR

- Design with actual colors - Pantone preferred, though we will accept CMYK.
- Please label color values within your artwork.
- Color fill into 10% etched areas must be minimum .008" thick.
- Color fill into 10% etched areas must be .05" or more from the card edge.
- Color fill into 10% etched areas cannot meet – they must have a .02" min. gap.
- Colors screen printed onto surface can touch/overlap.
- Please remove all gradients, drop shadows and transparencies.



DESIGN RESOURCES



DESIGN RESOURCES CONT.

